

TC PRO SERIES

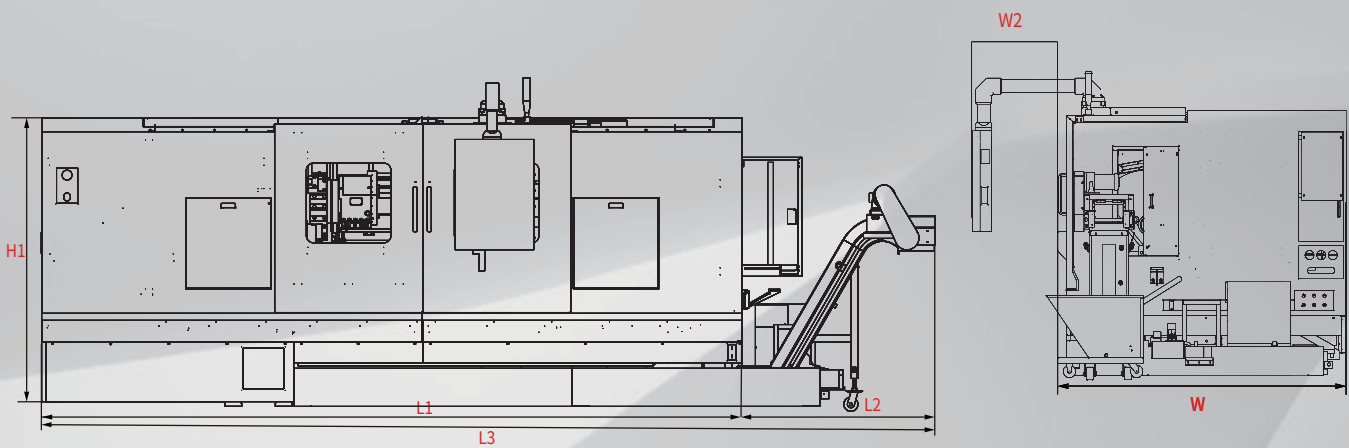
TCP-1500 MODELS



DIMENSIONS

TCP-1500

MODEL

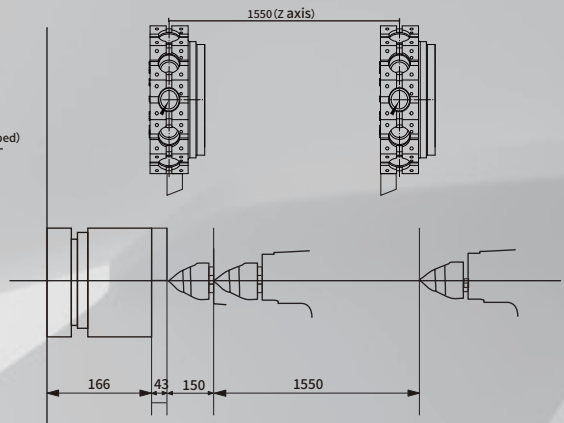
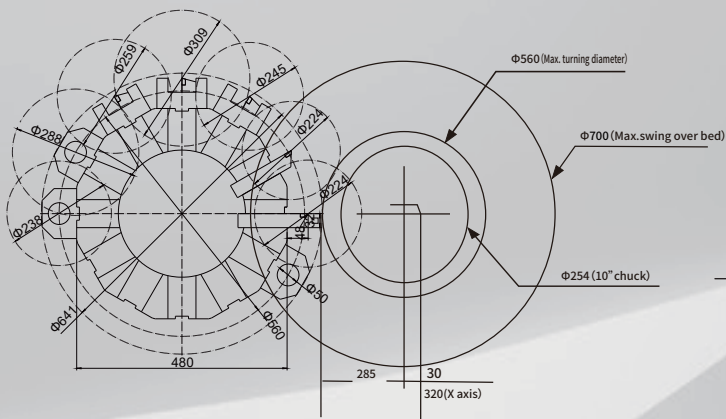


	TC-1500	TC-1500M	TC-1500MY	TC-1500MYW
L1	4970	4970	4970	4970
L2	1365	1365	1365	1365
L3	6335	6335	6335	6335
W	2160	2160	2380	2380
H1	2340	2340	2755	2755
W2	563	563	563	563

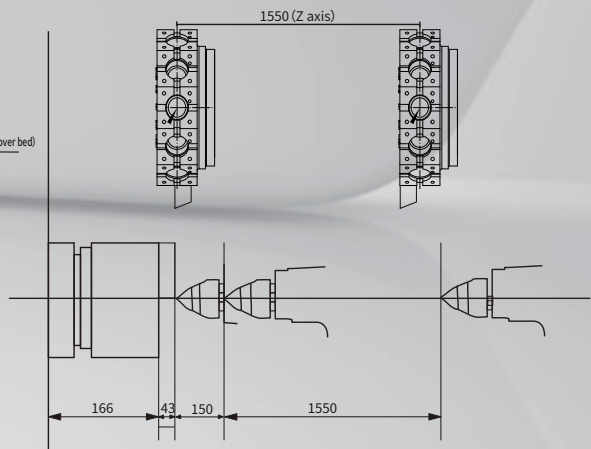
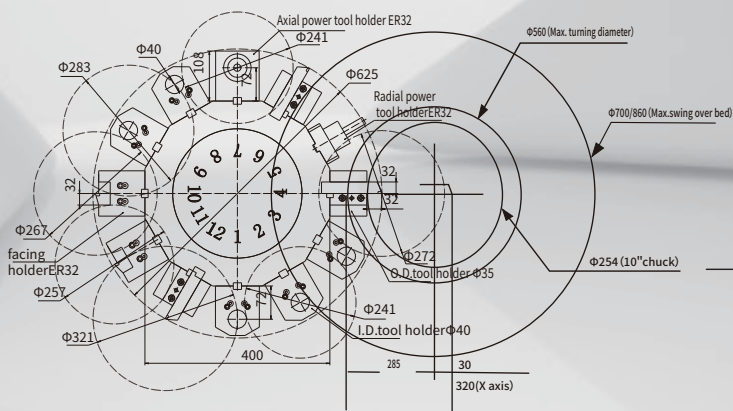
TRAVELS

TCP-1500

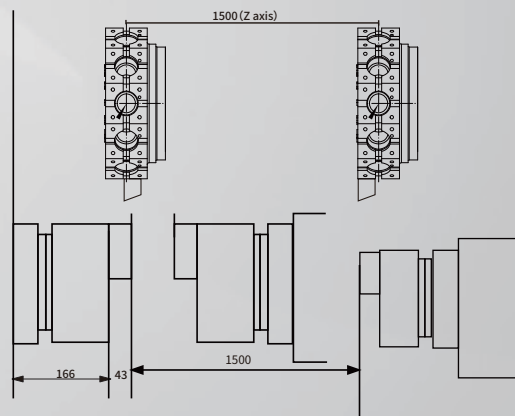
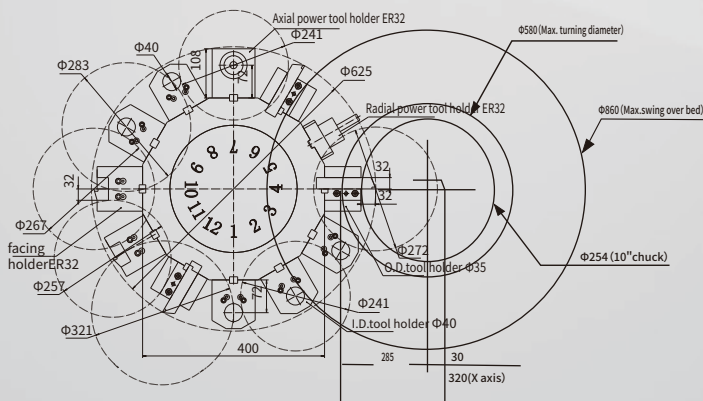
TCP-1500



TCP-1500M/MY



TCP-1500MYW



TECHNICAL SPECIFICATIONS

TCP-1500

TECHNICAL DATA			TCP-1500			
CONTENT		unit	TCP-1500	TCP-1500M	TCP-1500MY	TCP-1500MY
Capacity	Max. swing over bed	mm	Φ700	Φ700	Φ860	Φ860
	Max. turning diameter	mm	560	560	580	580
	Max. turning length	mm	1550	1550	1550	1550
	Bar hole	mm	Φ75(Φ90)	Φ75(Φ90)	Φ75(Φ90)	Φ75(Φ90)
Spindle	Spindle nose	-	A2-8 (A2-11)	A2-8 (A2-11)	A2-8 (A2-11)	A2-8 (A2-11)
	Spindle hole	mm	Φ88 (Φ102)	Φ88 (Φ102)	Φ88 (Φ102)	Φ88 (Φ102)
	Spindle speed	rpm	2500	2500	2500	2500
	Spindle motor	kw	15/18.5	15/18.5	15/18.5	15/18.5
	Chuck size	inch	10"(12"/15")	10"(12"/15")	10"(12"/15")	10"(12"/15")
Sub Spindle	Spindle nose	-	-	-	-	A2-6
	Spindle hole	mm	-	-	-	66
	Spindle speed	rpm	-	-	-	4000
	Spindle motor	kw	-	-	-	19
	Chuck size	inch	-	-	-	8"
Axis travel	x/z/y axis travel	mm	320/1550	320/1550	320/1550-70+80	320/1550-70+80
	x/z/y axis motor	kw	3.0/3.0	3.0/3.0	3.0/3.0/3.0	3.0/3.0/3.0
	x/z/y axis rapid traverse positioning accuracy	m/min	16/16	16/16	16/16/8	16/16/8
	repeat accuracy	mm	±0.008	±0.008	±0.008	±0.008
	repeat accuracy	mm	±0.005	±0.005	±0.005	±0.005
Tool Turret	Tool Turret type	-	Servo turret -12T	BMT65-12T	BMT65-12T	BMT65-12T
	O.D. tool holder	mm	32*32	32*32	32*32	32*32
	I.D. tool holder	mm	Φ50	Φ50	Φ50	Φ50
Tailstock	Tailstock type	-	Programmable hydraulic tailstock(Optional servo tailstock)			/
	Taper		MT#5	MT#5	MT#5	/
	Quill diameter	mm	Φ110	Φ110	Φ110	/
	Quill travel	mm	150	150	150	/
Machine dimensions	L*W*H	cm	4970*2160*2340	4970*2160*2340	4970*2380*2755	4970*2380*2755
	weight	kg	8500	8600	9000	9500